

# Painting By Number



**Digital painting was invented in the United States in the 1950s. It is popular in France, Germany, Italy, etc.**


**It affects generations of Americans, making it easy for anyone who loves painting but has never studied painting. Make your own paintings.**

# Two designs Withframe or Frameless





Equipped with tools --Canvas without frame



## Equipped with tools---Canvas with frame





**Equipped with tools - paints and brushes**  
**Hook and screw**





# How To Paint



**Advantages** - The canvas is made of high-grade cotton or oil-based linen.





**Advantages-**It is made of environmentally friendly acrylic pigments and is full of color and vivid. 3ml, 3.5ml, 4ml, 5ml, etc., available in various sizes





**Advantages-**The brush is made of high-elastic nylon for a smoother draw.



**Advantages-** The use of a brightening agent to form a bright protective film greatly increases the light reflectance of the digital oil paint, enhances the vividness of the pigment, and makes the work more ornamental!

Make the oil painting itself fade, and also prevent the damage of the pigment against moisture!



**Advantages-Support customizable  
any pattern packaging and logo**



**Advantages-Support customized any language  
manuals**

#### CRASH DIAGRAM EXPLAIN



Step 1: Clear an area to work in. Cover the area with old newspapers or news print to keep it clean. Also you can prepare a bottle of water for brush washing by yourself.



Step 6: Display your and masterpiece. If you like how your painting turned out, frame your creation or mat it, and hang it on your wall.



Step 2: Filled in the areas that marked with numbers with the corresponding color.




Step 2: Rather paint one color at a time, from the largest areas of this color to the smallest. Working from the top of the painting down.



Step 4: by starting with the larger ones you'll become practiced using the brush and paint by the time you can get to the smallest areas, which can be quite fiddly to paint.



Step 5: Having the brush control to paint accurately up to an edge or specific point



After finishing your artwork you can add the details on it to make it more vivid, lively with your creative.



## Advantages-Support custom size


40\*50cm



30\*40cm



## Advantages- More than a hundred patterns are available for selection





# Why our digital paintings are so hot



- ✓ we: increase layered real oil painting.
- ✗ others: no layering looks like watercolor.

## Quality PK



Painting kits is the best learning toys for kids



DIY painting suitable for all skill levels person



It is perfect gift for your families or friends



Help you to relax yourself and decrease your stress



# Product show

